

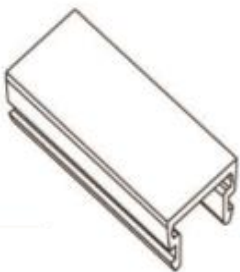
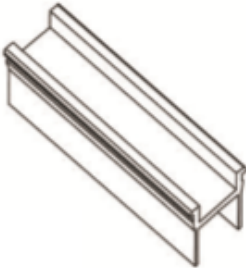
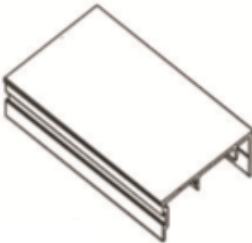
	Sill Bumper		
	Description	Quantity	Finishes
	Snaps into the Sill Insert creating a panel stop.	2 per door	Clear Anodized
		Part # 11003587	

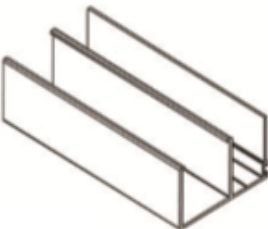
	Strike Plate		
	Description	Quantity	Finishes
	This is screwed through the Stile Jamb Inserts into either the Jamb or the opposite center-meet panel, for the mortise locking arms to engage into.	Quantity depends on configuration	Stainless Steel
		Part # 113002	

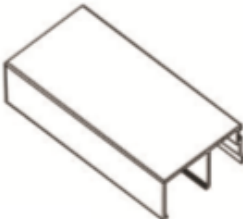
	Strike Plate Screw		
	Description	Quantity	Finishes
	Screw used to attach the Strike Plate to the Jamb or opposite center-meet panel. #10 X 1 1/4" long	Quantity depends on configuration (4 per Strike Plate)	Stainless Steel
		Part # 131005	

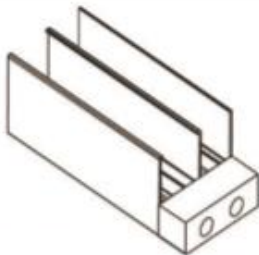
	Head Insert		
	Description	Quantity	Finishes
	Snaps into the frame Head to cover the installation fasteners.	Quantity depends on # of tracks	Standard White
		Part # 11001882	Standard Bronze
			Boca Tone
			Caribbean Cream
			Costa Latt'e
			Hatteras White
			Bermuda Bronze
			Clear Anodized
			CUSTOM


Stile Jamb Insert			
	Description	Quantity	Finishes
	Snaps into the Jamb tracks that accept door panels. Note: Also, is screwed into opposite center-meet panel in certain configurations.	Quantity depends on configuration	Standard White
		Part # 11002726	Standard Bronze
			Boca Tone
			Caribbean Cream
			Costa Latt'e
			Hatteras White
			Bermuda Bronze
			Clear Anodized
			CUSTOM


Bumper Jamb Insert			
	Description	Quantity	Finishes
	Snaps into the Jamb tracks that do not accept door panels.	Quantity depends on # of tracks	Standard White
		Part # 11006679	Standard Bronze
			Boca Tone
			Caribbean Cream
			Costa Latt'e
			Hatteras White
			Bermuda Bronze
			Clear Anodized
			CUSTOM

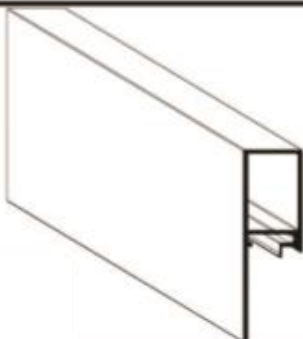
Head Cover			
	Description	Quantity	Finishes
	Snaps into the frame Head as a beauty cover and also used to help hold the fixed panels in place.	Quantity depends on configuration	Standard White
		Part # 11002210	Standard Bronze
			Boca Tone
			Caribbean Cream
			Costa Latt'e
			Hatteras White
			Bermuda Bronze
			Clear Anodized
			CUSTOM

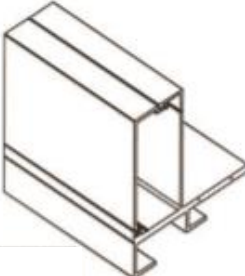
Sill Cover			
	Description	Quantity	Finishes
	Snaps into the Sill Insert as a beauty cover and also used to help hold the fixed panels in place.	Quantity depends on configuration	Clear Anodized
		Part # 1002208	


	Head Bumper		
	Description	Quantity	Finishes
	Snaps into frame Head creating a panel stop.	2 per door	Standard White
		Part # 11003588	Standard Bronze
			Boca Tone
			Caribbean Cream
			Costa Latt'e
			Hatteras White
			Bermuda Bronze
			Clear Anodized
			CUSTOM


	Sill Insert		
	Description	Quantity	Finishes
	Snaps into the Sill Pan and is used as the door track.	1 per door	Clear Anodized
		Part # 11053253 - 1 Track 11044122 - 2 Track 11044121 - 2 Track WS 11044115 - 2 Track NS 11044117 - 3 Track 11044124 - 4 Track 11010446 - 5 Track	

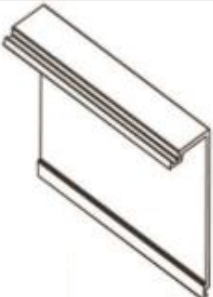
	Sill Pan		
	Description	Quantity	Finishes
	Frame sub-sill where water collects and then drains to the exterior through the weep channels. Note: 2T,2T-WS, 2t-NS, 3T, 4T, 5T sizes available.	1 per door	Clear Anodized
		Part # 11053252 - 1 Track 11044116 - 2 Track 11044119 - 2 Track WS 11044119 - 2 Track NS 11044123 - 3 Track 11044118 - 4 Track 11010445 - 5 Track	


	Sill Riser		
	Description	Quantity	Finishes
	Snaps into the Sill Pan creating the interior water leg. Note: Five (5) different heights available: 1-3/4", 2-1/4", 3", 3-1/2", 4-1/4"	1 per door	Clear Anodized
		Part # 11003493 - 1 3/4" 12003652 - 2 1/4" 12003653 - 3" 12003654 - 3 1/2" 12003655 - 4 1/4"	

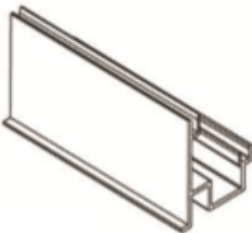
	Assembled SGD Hookstrip Components		
	<u>Description</u>	<u>Quantity</u>	<u>Finishes</u>
	3-piece component assembly used to engage with the first pocketing panel.	Quantity depends on # of pockets	Standard White Standard Bronze Boca Tone Caribbean Cream Costa Latt'e Hatteras White Bermuda Bronze Clear Anodized CUSTOM


	Hookstrip Base		
	<u>Description</u>	<u>Quantity</u>	<u>Finishes</u>
	The part of the 3-piece component assembly that attaches to both with the wall and the hookstrip.	Quantity depends on # of pockets Part # 11004477	Standard White Standard Bronze Boca Tone Caribbean Cream Costa Latt'e Hatteras White Bermuda Bronze Clear Anodized CUSTOM

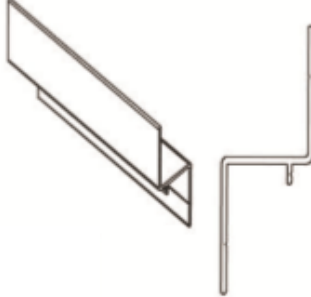
	Hookstrip		
	<u>Description</u>	<u>Quantity</u>	<u>Finishes</u>
	The part of the 3-piece component assembly that engages with the first pocketing panel.	Quantity depends on # of pockets Part # 11002173	Standard White Standard Bronze Boca Tone Caribbean Cream Costa Latt'e Hatteras White Bermuda Bronze Clear Anodized CUSTOM


	Hookstrip Cover		
	<u>Description</u>	<u>Quantity</u>	<u>Finishes</u>
	The part of the 3-piece component assembly used to cover up the installation fasteners.	Quantity depends on # of pockets Part # 11004476	Standard White Standard Bronze Boca Tone Caribbean Cream Costa Latt'e Hatteras White Bermuda Bronze Clear Anodized CUSTOM


Pocket Door Closer			
	Description	Quantity	Finishes
	Optional, Separately ordered Item that is used for hiding the pocket opening when Panels are closed. Part # 2 Track Pocket - 11007485 3 Track Pocket - 11007486 4 Track Pocket - 11007487 5 Track Pocket - 11010419	Quantity depends on # of pockets	Standard White
			Standard Bronze
			Boca Tone
			Caribbean Cream
			Costa Latt'e
			Hatteras White
			Bermuda Bronze
			Clear Anodized
CUSTOM			

	Buttstile Screen Adaptor		
	Description	Quantity	Finishes
	Attaches to a panel buttstile for the screen to lock into.	1 per OXO configuration door	Standard White
		Part # 11005366	Standard Bronze
			Boca Tone
			Caribbean Cream
			Costa Latt'e
			Hatteras White
			Bermuda Bronze
			Clear Anodized
CUSTOM			

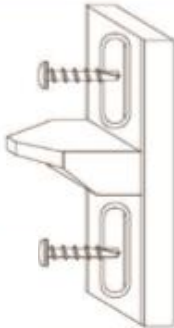
	Buttstile Screen Adaptor Cover		
	Description	Quantity	Finishes
	Snaps into Buttstile Screen Adaptor and covers the installation screws.	1 per OXO configuration door	Standard White
		Part # 11007729	Standard Bronze
			Boca Tone
			Caribbean Cream
			Costa Latt'e
			Hatteras White
			Bermuda Bronze
			Clear Anodized
CUSTOM			


Z-Clip			
	Description	Quantity	Finishes
	Attaches the fixed panels to the frame Jambs.	3 per fixed panel Part # 11005391	Mill


	Screen Jamb Insert		
	Description	Quantity	Finishes
	Snaps into the frame Jamb in the narrow channels.	2 per door Part # 11004501	Standard White Standard Bronze Boca Tone Caribbean Cream Costa Latt'e Hatteras White Bermuda Bronze Clear Anodized CUSTOM


	Frame Assembly Screw		
	Description	Quantity	Finishes
	Screw used to assemble the door frame. #7 X 1" long	Quantity depends on # of tracks (min. of 8) Part # 131020	Stainless Steel

	4-Hole Panel Bumper		
	Description	Quantity	Finishes
	Part # 121069 – Hatteras White 121070 – Bermuda Bronze 121071 – Boca Tone 121072 – Caribbean Crème 121073 – Cota Latte 121074 – South Beach Silver 121075 - Black	2 per moving panel	Boca Tone Caribbean Cream Costa Latt'e Hatteras White Bermuda Bronze South Beach Silver Black


	Screen Keeper		
	Description	Quantity	Finishes
	Part # 121069 – Hatteras White 121070 – Bermuda Bronze 121071 – Boca Tone 121072 – Caribbean Crème 121073 – Cota Latte 121074 – South Beach Silver 121075 - Black	1 per door	Boca Tone Caribbean Cream Costa Latt'e Hatteras White Bermuda Bronze South Beach Silver


	Screen Keeper Screw		
	Description	Quantity	Finishes
	Screw used to attach the Screen Keeper #8 X 3/4" TEK	2 per door	Stainless Steel
		Part # 131016	


	T-Clip		
	Description	Quantity	Finishes
	Attaches to the frame Head in the center and is used as a stop for the screen panels.	1 per OX-XO configuration door	Boca Tone Caribbean Cream Costa Latt'e Hatteras White Bermuda Bronze South Beach Silver Black
		Part # 121054	


	Air Stop		
	Description	Quantity	Finishes
	Attaches to the Sill Insert and frame Head at every panel interlocking location.	2 at each interlock connection	White Black Grey
		Part # 122010 – White 122012 – Black 122018 – Grey	

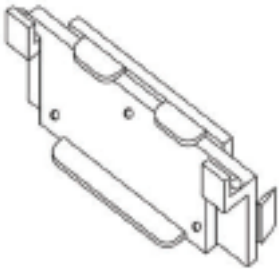
	Adjustment Hole Covers		
	Part # 121039_S – Hatteras White 121040_S – Bermuda Bronze 121041_S – Boca Tone 121042_S – Caribbean Crème 121043_S – Costa Latte 121044_S – South Beach Silver 121045_S – Black	Quantity	Finishes
		2 per panel	Boca Tone Caribbean Cream Costa Latt'e Hatteras White Bermuda Bronze South Beach Silver Black


	End Dam		
	Part # 1 Track – 11002724_2715 2 Track – 11002724_5090 2 Track NS – 11002724_6555 2 Track WS – 11002724_6555 3 Track – 11002724_7465 4 Track – 11002724_9850 5 Track – 11002724_12210	Quantity	Finishes
		2 per door (Left & Right)	Mill


	Edge Pull		
	Description	Quantity	Finishes
	Attaches to the side of locking panels that have flush bypass pulls.	1 per each locking panel that has a flush bypass pull	Stainless Steel
	Part # EP-H126		


	Jamb		
	Description	Quantity	Finishes
	Part # 11053251 – 1 Track 11002067 – 2 Track 11005073 – 2 Track WS 11005073 – 2 Track NS 11002181 – 3 Track 11002070 – 4 Track 11010444 – 5 Track	2 per door (Left & Right)	Standard White Standard Bronze Boca Tone Caribbean Cream Costa Latt'e Hatteras White Bermuda Bronze Clear Anodized CUSTOM

	Head		
	Description	Quantity	Finishes
	Part # 11053250 – 1 Track 11002068 – 2 Track 11004641 – 2 Track WS 11004641 – 2 Track NS 11002180 – 3 Track 11002071 – 4 Track 11010443 – 5 Track	1 per door	Standard White Standard Bronze Boca Tone Caribbean Cream Costa Latt'e Hatteras White Bermuda Bronze Clear Anodized CUSTOM

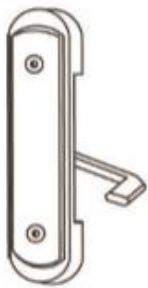
Weep Gate			
	Description	Quantity	Finishes
	Snaps into the exterior weep holes.	Quantity depends on door width & # of panels	Grey
		Part # 121077	


3" Wheel			
	Description	Quantity	Finishes
	Wheel used on the 8100 Series door.	2 per panel	Stainless housing & Delrin wheels
		Part # 114001	


1-5/8" Wheel			
	Description	Quantity	Finishes
	Wheel used on the 6000, 7000, & 8000 Series doors.	2 per panel	Stainless housing & Delrin wheels
		Part # 114000	


Interlock Cover			
	Description	Quantity	Finishes
	Snaps into the side of the 8100 Series panel interlocks to cover the screws.	Quantity depends on # of panels	Standard White
		Part # 11010286	Standard Bronze
			Boca Tone
			Caribbean Cream
			Costa Latt'ce
			Hatteras White
			Bermuda Bronze
			Clear Anodized
			CUSTOM

	Euro Handle		
	<u>Description</u>	<u>Quantity</u>	<u>Finishes</u>
	Part # EURO-A Interior Active EURO-B Interior Dummy EURO-D Exterior wo Key Cylinder Comes complete with color matching screws Interior/Exterior sold Separately	Quantity depends on configuration	Boca Tone Caribbean Cream Costa Latt'e Hatteras White Bermuda Bronze South Beach Silver Black


	Euro Secondary Thumb Turn		
	<u>Description</u>	<u>Quantity</u>	<u>Finishes</u>
	Standard Thumb Turn for the 6000 & 7000 Series doors. Option for 8100 Series. Part # EURO-I Interior w Square Drive	Quantity depends on configuration	Boca Tone Caribbean Cream Costa Latt'e Hatteras White Bermuda Bronze South Beach Silver Black


	Signature Handle		
	<u>Description</u>	<u>Quantity</u>	<u>Finishes</u>
	Standard handle for the 8100 & 8000 Series doors. Option for 6000 Series. (Int & Ext sold separately) Part # HA210-2175A Interior (Type A) HB210-2170O Exterior (Type B)	Quantity depends on configuration	Boca Tone Caribbean Cream Costa Latt'e Hatteras White Bermuda Bronze South Beach Silver Black Satin Nickel Oil Rubbed Bronze Polished Brass


	Signature Thumb Turn		
	<u>Description</u>	<u>Quantity</u>	<u>Finishes</u>
	Standard Thumb Turn for the 8100 & 8000 Series doors. Option for 6000 Series. Part # HDLONG-2180A	Quantity depends on configuration	Boca Tone Caribbean Cream Costa Latt'e Hatteras White Bermuda Bronze South Beach Silver Black Satin Nickel Oil Rubbed Bronze Polished Brass


Signature Key Lock			
	Description	Quantity	Finishes
	Optional for the 8100, 8000, & 6000 Series. Part # HE210-2185A Exterior Key Lock (Type E)	Quantity depends on configuration	Boca Tone Caribbean Cream Costa Latt'e Hatteras White Bermuda Bronze South Beach Silver Black Satin Nickel Oil Rubbed Bronze Polished Brass


Signature Escutcheon Plate			
	Description	Quantity	Finishes
	Standard Escutcheon Plate for the 8100 & 8000 series doors. Option for the 6000 series No Part Number Available (Comes with Handle)	2 per handle	Boca Tone Caribbean Cream Costa Latt'e Hatteras White Bermuda Bronze South Beach Silver Black Satin Nickel Oil Rubbed Bronze Polished Brass


Signature Mounting Stud (Std)			
	Description	Quantity	Finishes
	Mounting stud used for the Signature handles when there are both interior and exterior being installed.	2 per handle	Stainless Steel
		Part # 111171	


Signature Mounting Stud (Dummy)			
	Description	Quantity	Finishes
	Mounting Stud used only when installing an interior dummy Signature handle.	2 per handle	Stainless Steel
		Part # 111172	

	Contemporary Handle (Straight)		
	<u>Description</u>	<u>Quantity</u>	<u>Finishes</u>
	Handle set that comes complete with an interior and exterior metal handle and 2 mounting studs. (Int & Ext sold separately) Used on center-meet doors only.	Quantity depends on configuration Part # Cont-2191	Satin Stainless
			Polished Stainless CUSTOM Powder Coat Avail. for Add'l Charge


	Contemporary Handle (Set-Back)		
	<u>Description</u>	<u>Quantity</u>	<u>Finishes</u>
	Handle set that comes complete with an interior and exterior metal handle and 2 mounting studs. (Int & Ext sold separately)	Quantity depends on configuration Part # Cont-2192	Satin Stainless
			Polished Stainless CUSTOM Powder Coat Avail. for Add'l Charge

	Contemporary Thumb Turn		
	<u>Description</u>	<u>Quantity</u>	<u>Finishes</u>
	Standard Thumb Turn used with Contemporary handles. Packaged with either Contemporary Escutcheon Plate #1 or #3.	Quantity depends on configuration Part # Cont-2190	Satin Stainless
			Polished Stainless CUSTOM Powder Coat Avail. for Add'l Charge


	Contemporary Escutcheon Plate #1		
	<u>Description</u>	<u>Quantity</u>	<u>Finishes</u>
	Standard Escutcheon Plate used with the Contemporary Thumb Turn. No Part Number Available (Comes with Thumbturn)	2 Per Handle	Satin Stainless
			Polished Stainless CUSTOM Powder Coat Avail. for Add'l Charge


	Contemporary Escutcheon Plate #2		
	<u>Description</u>	<u>Quantity</u>	<u>Finishes</u>
	Escutcheon Plate used when replacing a Signature Handle with a Contemporary Handle . This will cover the existing fabrication.	2 Per Handle	CUSTOM Powder Coated to Match Handle Finish.
Part # CONT-SMEP			


	Contemporary Escutcheon Plate #3		
	<u>Description</u>	<u>Quantity</u>	<u>Finishes</u>
	Escutcheon Plate used when replacing a Signature Thumb Turn with a Contemporary Thumb Turn . This will cover the existing fabrication.	1 Per Thumb Turn	CUSTOM Powder Coated to Match Handle Finish.
Comes packaged with the Thumb Turn. Part # CONT-LGEP			


	Olympus Handle		
	<u>Description</u>	<u>Quantity</u>	<u>Finishes</u>
	Obsolete handle that was used on the 6000 & 8000 Series doors. Comes complete with an interior and exterior metal handle and color match screws. (Int & Ext sold separately)	Quantity depends on configuration	Hatteras White Black
Replacement handles can be purchased. Part numbers vary by color and type			


Reference	Description
111030	Olympus Std Interior w/Thumbturn-Black "A"
111033	Olympus Std Interior w/Thumbturn-Satin White-Hatteras White
111034	Olympus Std Interior w/Thumbturn-Craftsman Brz-Bermuda Bronze
111037	Olympus Std.Interior Dummy_Black
111040	Olympus Std.Interior Dummy-Satin White-Hatteras White
111041	Olympus Std.Interior Dummy-Craftsman Bronze-Bremuda Bronze "B"
111044	Olympus Std Exterior Dummy-Black "C"
111047	Olympus Std Exterior Dummy-Satin White- Hatteras White
111048	Olympus Std Exterior Dummy-Craftsman-Bermuda Bronze
111051	Olympus Std Exterior w/Keylock_Black
111054	Olympus Std Exterior w/Keylock-Satin White-Hatteras White
111055	Olympus Std Exterior w/Keylock-Craftsman Bronze-Bermuda Bronze


	HP Dual Point Mortise Lock		
	Description	Quantity	Finishes
	This High Performance Dual Point Mortise Lock comes standard now on all of the WinDoor sliding glass doors.	Quantity depends on configuration	Stainless Steel
		Part Numbers: Sq Drive – H2360-ss-1000A Flat Drive - 113006	


	Drain Plugs		
	Description	Quantity	Finishes
	Snaps into the drain holes in the Sill Insert.	Quantity depends on # of panels & # of tracks	Grey
		Part # 121053	

	Riv Nuts		
	Description	Quantity	Finishes
	Threaded nut used for installing screws for the interior dummy handles.	2 per dummy handle	Stainless Steel
		Part # 131021 Euro Riv-Nut 131023 1/4-20 Riv-Nut	

	Interior Sill (Not Certified)		
	Description	Quantity	Finishes
	Part # 11003020 – 1 Track 11003019/11003020 - 2 Track 11003019/11003019/11003020 - 3 Track 11003019/11003019/11003019/11003020 - 4 Track 11003019/11003019/11003019/11003019/11003020 - 5 Track	1 per door	Clear Anodized

	Sill Insert Screw		
	<u>Description</u>	<u>Quantity</u>	<u>Finishes</u>
	Screw used to secure the Sill Insert to the Sill Pan. #8 X 3/8" Pan Head	Quantity depends on Width of track. Part # 131018	Stainless Steel

	Plain Stile Interlock Adaptor		
	<u>Description</u>	<u>Quantity</u>	<u>Finishes</u>
	Screws into the exterior face of a plain stile on an 8100 Series panel that engages into the pocket door hook strip assembly.	Quantity depends on # of pockets Part # 11004754	Standard White Standard Bronze Boca Tone Caribbean Cream Costa Latt'e Hatteras White Bermuda Bronze Clear Anodized CUSTOM

	Plain Stile Interlock Adaptor Cover		
	<u>Description</u>	<u>Quantity</u>	<u>Finishes</u>
	Snaps into the end of a plain stile on an 8100 Series panel that engages into the pocket door hook strip assembly. It is snapped in after the Plain Stile Interlock Adaptor has been	Quantity depends on # of pockets Part # 11004755	Standard White Standard Bronze Boca Tone Caribbean Cream Costa Latt'e Hatteras White Bermuda Bronze Clear Anodized CUSTOM

To Order Replacement Parts....



Please Contact Our Customer Service Department @ 407-481-8400

Please have ready the part number you wish to order.

Or e-mail mail them to quotes@windoorinc.com